

PRODUCT CATALOG



Portable Air Conditioner
8,000 - 12,000 BTUH



Window Air Conditioner
5,000 - 24,000 BTUH



Window A/C with Electric Heat
8,000 - 25,000 BTUH

Dehumidifier
30, 50, 70 Pints/Day



A Complete Line of Room Air Products

Window Air Conditioner

5,000 BTUH

CMW051B



Specifications

Cooling Capacity BTUH	5,000
Approx. Sq. Ft. Cooling	100-150
EER	11.1
Heating Capacity BTUH (electric)	DNA
Power Supply	115/60/1
Humidity Removal Pts/Hr	1.27
Ventilation Control	NO
Fan Only	YES
Fan Speeds Cool/Fan	3
Air Delivery Max. CFM	145
dB Level (hi/med/low)	56/52
Amps Cooling	4.6
Amps Heating	DNA
Maximum Fuse Size	15
Power Cord	5-15P
Window Mounting Kit	YES
Remote Control	NO
Max Wall Thickness	3.3"
Shipping Weight (lbs.)	42
Dimensions (in.)	Height 12.1
	Width 16
	Depth 13.9



Features

- Convenient dual dial control
- Slide out washable filter
- 3 fan speeds
- Window mounting kit included
- Compact cabinet
- Non-Energy Star

1 Year Limited Warranty



6,000 BTUH

CEW061BS



Specifications

Cooling Capacity BTUH	6,000
Approx. Sq. Ft. Cooling	150-250
EER	12.2
Heating Capacity BTUH (electric)	DNA
Power Supply	115/60/1
Humidity Removal Pts/Hr	1.48
Ventilation Control	NO
Fan Only	YES
Fan Speeds Cool/Fan	3
Air Delivery Max. CFM	259
dB Level (hi/med/low)	55.5/54.1/51.9
Amps Cooling	4.5
Amps Heating	DNA
Maximum Fuse Size	15
Power Cord	5-15P
Window Mounting Kit	YES
Remote Control	YES
Max Wall Thickness	5"
Shipping Weight (lbs.)	52
Dimensions (in.)	Height 13.4
	Width 18.5
	Depth 15.7



Features

- Electronic controls
- Wireless remote
- Auto Restart in the event of a power failure
- Energy Saver mode; fan cycles with cooling
- 24-hour timer for better energy control
- Window mounting kit included
- Slide out washable filter
- Decibal rating a pleasant 51.9 on low speed

1 Year Limited Warranty

8,000 BTUH

CEW081BS



Specifications

Cooling Capacity BTUH	8,000
Approx. Sq. Ft. Cooling	300-350
EER	12
Heating Capacity BTUH (electric)	DNA
Power Supply	115/60/1
Humidity Removal Pts/Hr	2.11
Ventilation Control	NO
Fan Only	YES
Fan Speeds Cool/Fan	3
Air Delivery Max. CFM	230.3
dB Level (hi/med/low)	58.4/55.8/53.7
Amps Cooling	5.9
Amps Heating	DNA
Maximum Fuse Size	15
Power Cord	5-15P
Window Mounting Kit	YES
Remote Control	YES
Max Wall Thickness	5.7"
Shipping Weight (lbs.)	55.8
Dimensions (in.)	Height 13.4
	Width 18.5
	Depth 17.5



Features

- Electronic controls
- Wireless remote
- Auto Restart in the event of a power failure
- Energy Saver mode; fan cycles with cooling
- 24-hour timer for better energy control
- Window mounting kit included
- Slide out washable filter
- Decibal rating a pleasant 53.7 on low speed

Window Air Conditioner


10,000 BTUH

CEW101BS



Specifications

Cooling Capacity BTUH	10,000
Approx. Sq. Ft. Cooling	400-450
EER	12
Heating Capacity BTUH (electric)	DNA
Power Supply	115/60/1
Humidity Removal Pts/Hr	2.32
Ventilation Control	YES
Fan Only	YES
Fan Speeds Cool/Fan	3
Air Delivery Max. CFM	285
dB Level (hi/med/low)	59.5/58.3/57
Amps Cooling	7.5
Amps Heating	DNA
Maximum Fuse Size	15
Power Cord	5-15P
Window Mounting Kit	YES
Remote Control	YES
Max Wall Thickness	7.3"
Shipping Weight (lbs.)	68.8
Dimensions (in.)	Height 14.6
	Width 19
	Depth 21.5



Features

- Electronic controls
- Wireless remote
- Auto Restart in the event of a power failure
- Ventilation control to keep air fresh
- Energy Saver mode; fan cycles with cooling
- 3 fan speeds
- Window mounting kit included
- Slide out washable filter
- Decibal rating a pleasant 57 on low speed


12,000 BTUH

CEW121BS



Specifications

Cooling Capacity BTUH	12,000
Approx. Sq. Ft. Cooling	450-550
EER	12
Heating Capacity BTUH (electric)	DNA
Power Supply	115/60/1
Humidity Removal Pts/Hr	2.54
Ventilation Control	YES
Fan Only	YES
Fan Speeds Cool/Fan	3
Air Delivery Max. CFM	300
dB Level (hi/med/low)	60.5/59.3/57.7
Amps Cooling	8.7
Amps Heating	DNA
Maximum Fuse Size	15
Power Cord	5-15P
Window Mounting Kit	YES
Remote Control	YES
Max Wall Thickness	7.3"
Shipping Weight (lbs.)	78.7
Dimensions (in.)	Height 14.6
	Width 19
	Depth 21.5



Features

- Electronic controls
- Wireless remote
- Auto Restart in the event of a power failure
- Ventilation control to keep air fresh
- Energy Saver mode; fan cycles with cooling
- 3 fan speeds
- Window mounting kit included
- Slide out washable filter
- Decibal rating a pleasant 57.7 on low speed

15,000 BTUH

CEW151BS



Specifications

Cooling Capacity BTUH	15,100
Approx. Sq. Ft. Cooling	550-700
EER	11.8
Heating Capacity BTUH (electric)	DNA
Power Supply	115/60/1
Humidity Removal Pts/Hr	3.17
Ventilation Control	YES
Fan Only	YES
Fan Speeds Cool/Fan	3
Air Delivery Max. CFM	353
dB Level (hi/med/low)	56.4/53.7/52.5
Amps Cooling	11.5
Amps Heating	DNA
Maximum Fuse Size	15
Power Cord	5-15P
Window Mounting Kit	YES
Remote Control	YES
Max Wall Thickness	8"
Shipping Weight (lbs.)	117.9
Dimensions (in.)	Height 17.9
	Width 23.6
	Depth 25.4



Features

- Electronic controls
- Wireless remote
- Auto Restart in the event of a power failure
- Ventilation control to keep air fresh
- Energy Saver mode; fan cycles with cooling
- 3 fan speeds
- Window mounting kit included
- Slide out washable filter
- Decibal rating a pleasant 52.5 on low speed



COOLING



MULTI-DIRECTIONAL



REMOTE

Window Air Conditioner

18,000 BTUH

CEW183BS



Specifications

Cooling Capacity BTUH	18,000/17,700
Approx. Sq. Ft. Cooling	700-1,000
EER	11.8
Heating Capacity BTUH (electric)	DNA
Power Supply	208/230/1/60
Humidity Removal Pts/Hr	3.8
Ventilation Control	YES
Fan Only	YES
Fan Speeds Cool/Fan	3
Air Delivery Max. CFM	360
dB Level (hi/med/low)	60/57/54
Amps Cooling	7/7.5
Amps Heating	DNA
Maximum Fuse Size	15
Power Cord	6-15P
Window Mounting Kit	YES
Remote Control	YES
Max Wall Thickness	11"
Shipping Weight (lbs.)	129
Dimensions (in.)	Height 17.9
	Width 23.6
	Depth 25.4



Features

- Electronic controls
- Wireless remote
- Auto Restart in the event of a power failure
- Ventilation control to keep air fresh
- Energy Saver mode; Fan cycles with cooling
- 3 fan speeds
- Window mounting kit included
- Slide out washable filter
- Decibal rating a pleasant 56 on low speed

1 Year Limited Warranty

25,000 BTUH

CEW243BS



Specifications

Cooling Capacity BTUH	25,000/24,700
Approx. Sq. Ft. Cooling	1,400-1,500
EER	10.3
Heating Capacity BTUH (electric)	DNA
Power Supply	208/230/1/60
Humidity Removal Pts/Hr	5.71
Ventilation Control	YES
Fan Only	YES
Fan Speeds Cool/Fan	3
Air Delivery Max. CFM	523
dB Level (hi/med/low)	63/62/61
Amps Cooling	10.8/11.8
Amps Heating	DNA
Maximum Fuse Size	20
Power Cord	6-20P
Window Mounting Kit	YES
Remote Control	YES
Max Wall Thickness	11"
Shipping Weight (lbs.)	151.5
Dimensions (in.)	Height 18.6
	Width 26.5
	Depth 26.5



Features

- Electronic controls
- Wireless remote
- Auto Restart in the event of a power failure
- Ventilation control to keep air fresh
- Energy Saver mode; Fan cycles with cooling
- 3 fan speeds
- Window mounting kit included
- Slide out washable filter
- Decibal rating a pleasant 52.3 on low speed



COOLING



MULTI-DIRECTIONAL



REMOTE

1 Year Limited Warranty

8,000 BTUH

CEG-081A



Specifications

Cooling Capacity BTUH	8,000
Approx. Sq. Ft. Cooling	300-350
EER	10.9
Heating Capacity BTUH (electric)	3,500
Power Supply	115/60/1
Humidity Removal Pts/Hr	1.9
Ventilation Control	YES
Fan Only	YES
Fan Speeds Cool/Fan	3
Air Delivery Max. CFM	248
dB Level (hi/med/low)	57.2, 55, 52.3
Amps Cooling	6.4
Amps Heating	12
Maximum Fuse Size	15
Power Cord	5-15P
Window Mounting Kit	YES
Remote Control	YES
Max Wall Thickness	6.1"
Shipping Weight (lbs.)	87.5
Dimensions (in.)	Height 16.1
	Width 22.6
	Depth 23



Features

- Electronic controls
- Wireless remote
- Auto Restart in the event of power failure
- Energy Saver Mode; fan cycles with cooling
- Ventilation control to keep air fresh
- 3 fan speeds
- Window Mounting Kit included
- Slide out washable filter
- Decibal rating a pleasant 52.3 on low speed

1 Year Limited Warranty

Window A/C with Electric Heat

12,000 BTUH

CEG-123A



Specifications

Cooling Capacity BTUH	12,000/11,600
Approx. Sq. Ft. Cooling	450-550
EER	10.9
Heating Capacity BTUH (electric)	11,000/8,500
Power Supply	208/230/1/60
Humidity Removal Pts/Hr	2.54
Ventilation Control	YES
Fan Only	YES
Fan Speeds Cool/Fan	3
Air Delivery Max. CFM	279
dB Level (hi/med/low)	60.9, 58.3, 54.7
Amps Cooling	5.0/5.2
Amps Heating	16/14.5
Maximum Fuse Size	20
Power Cord	6-20P
Window Mounting Kit	YES
Remote Control	YES
Max Wall Thickness	6.1"
Shipping Weight (lbs.)	95
Dimensions (in.)	Height 16.1
	Width 22.6
	Depth 23



Features

- Electronic controls
- Wireless remote
- Auto Restart in the event of power failure
- Energy Saver Mode; fan cycles with cooling
- Ventilation control to keep air fresh
- 24-hour timer for better energy control
- 3 fan speeds
- Window Mounting Kit included
- Slide out washable filter
- Decibal rating a pleasant 54.7 on low speed

18,500 BTUH

CEG-183A



Specifications

Cooling Capacity BTUH	18,500/18,200
Approx. Sq. Ft. Cooling	700-1,000
EER	10.7
Heating Capacity BTUH (electric)	16,000/13,000
Power Supply	208/230/1/60
Humidity Removal Pts/Hr	3.8
Ventilation Control	YES
Fan Only	YES
Fan Speeds Cool/Fan	3
Air Delivery Max. CFM	446
dB Level (hi/med/low)	60, 57, 54
Amps Cooling	7.7/8.3
Amps Heating	22/20
Maximum Fuse Size	30
Power Cord	6-30P
Window Mounting Kit	YES
Remote Control	YES
Max Wall Thickness	8"
Shipping Weight (lbs.)	133.4
Dimensions (in.)	Height 17.9
	Width 23.6
	Depth 25.4



Features

- Electronic controls
- Wireless remote
- Auto Restart in the event of power failure
- Energy Saver Mode; fan cycles with cooling
- Ventilation control to keep air fresh
- 24-hour timer for better energy control
- 3 fan speeds
- Window Mounting Kit included
- Slide out washable filter
- Decibal rating a pleasant 54 on low speed

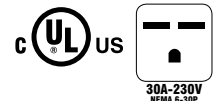
25,000 BTUH

CEG-253A



Specifications

Cooling Capacity BTUH	25,000/24,700
Approx. Sq. Ft. Cooling	1,400/1,500
EER	9.4
Heating Capacity BTUH (electric)	16,000/13,000
Power Supply	208/230/1/60
Humidity Removal Pts/Hr	5.7
Ventilation Control	YES
Fan Only	YES
Fan Speeds Cool/Fan	3
Air Delivery Max. CFM	523
dB Level (hi/med/low)	63.2, 60.5, 58.2
Amps Cooling	11.3/12.4
Amps Heating	22.5/20
Maximum Fuse Size	30
Power Cord	6-30P
Window Mounting Kit	YES
Remote Control	YES
Max Wall Thickness	10"
Shipping Weight (lbs.)	152.6
Dimensions (in.)	Height 18.6
	Width 26.5
	Depth 26.5



Features

- Electronic controls
- Wireless remote
- Auto Restart in the event of power failure
- Energy Saver Mode; fan cycles with cooling
- Ventilation control to keep air fresh
- 24-hour timer for better energy control
- 3 fan speeds
- Window Mounting Kit included
- Slide out washable filter
- Decibal rating a pleasant 58.2 on low speed



Portable Air Conditioner


8,000 BTUH CEP-81B

SACC Rating
5,800 BTUH



Specifications

Cooling Capacity BTUH	8,000
Approx. Sq. Ft. Cooling	300-350
EER	8.9
Refrigerant	R-410A
Power Supply	115V 60Hz
Humidity Removal Pts/Hr.	3.38
Fan Only	Yes
Fan Speeds Cool/Fan	3/3
Air Delivery Max. CFM	218
Amps Cooling	8.0
dB Level (hi/low)	54.5
Maximum Fuse Size	15A
Power Cord	15A Parallel NEMA 5-15P
Window Mounting Kit	Yes
Remote Control	Yes
Shipping Weight (lbs.)	65
Dimensions (in.)	H 28.3 W 17.1 D 13.5



10,000 BTUH CEP-101B

SACC Rating
5,800 BTUH



Specifications

Cooling Capacity BTUH	10,000
Approx. Sq. Ft. Cooling	400-450
EER	8.9
Refrigerant	R-410A
Power Supply	115V 60Hz
Humidity Removal Pts/Hr.	4.44
Fan Only	Yes
Fan Speeds Cool/Fan	3/3
Air Delivery Max. CFM	218
Amps Cooling	10
dB Level (hi/low)	54.5
Maximum Fuse Size	15A
Power Cord	15A Parallel NEMA 5-15P
Window Mounting Kit	Yes
Remote Control	Yes
Shipping Weight (lbs.)	65.3
Dimensions (in.)	H 28.3 W 17.1 D 13.5



12,000 BTUH CEP-121B

SACC Rating
6,500 BTUH



Specifications

Cooling Capacity BTUH	12,000
Approx. Sq. Ft. Cooling	450-550
EER	8.9
Refrigerant	R-410A
Power Supply	115V 60Hz
Humidity Removal Pts/Hr.	5.28
Fan Only	Yes
Fan Speeds Cool/Fan	3/3
Air Delivery Max. CFM	241
Amps Cooling	12
dB Level (hi/low)	57.5
Maximum Fuse Size	15A
Power Cord	15A Parallel NEMA 5-15P
Window Mounting Kit	Yes
Remote Control	Yes
Shipping Weight (lbs.)	71.6
Dimensions (in.)	H 28.3 W 17.1 D 13.5



12,000 BTUH CEPH-121B

SACC Rating
10,000 BTUH



Specifications

Cooling Capacity BTUH	12,000
SACC BTUH	10,000
Approx. Sq. Ft. Cooling	450-550
EER	9.89
Heating Capacity BTUH	11,000
COP	3.1
Power Supply	115V/60Hz
Humidity Removal Pts/Hr.	5.24
Fan Only	405
Fan Speeds Cool/Heat/Fan	3
Air Delivery Max. CFM	333
Amps Cooling	11.7
Amps Heating	10.9
dB Level (hi/low)	57.5-53.5
Maximum Fuse Size	15A
Power Cord	15A Parallel NEMA 5-15P
Window Mounting Kit	Yes
Remote Control	Yes
Shipping Weight (lbs.)	90
Dimensions (in.)	H 30.1 W 18.4 D 15.6



Square Feet to be conditioned	Capacity Needed (BTUH)
100 - 150	8,000
150 - 250	
250 - 300	
300 - 350	10,000
350 - 400	
400 - 450	12,000
450 - 550	

Features

- Cool a room without any special wiring, and move the unit from room to room as needed
- Ideal wherever temporary cooling is needed or where a window A/C isn't an option
- Built-in condensate disposal
- 48" single hose for fast installation
- Automatic louver swing
- Washable filter is easily accessed
- 24-hour timer for better energy control

Features

- Cool or heat a room without ductwork or special wiring, and move from room to room as needed
- Built-in condensate disposal
- Automatic louver swing
- 48" single hose for fast installation
- Washable filter is easily accessed
- 24-hour on/off timer, auto restart
- ASHRAE Standard 128-2001



1 Year Limited Warranty




Dehumidifier

30 pt/day CED301B



Specifications

Pts/Day	30
Input Amps	2.9
Bucket Cap.	6.3 pts
Energy Star®	Yes
Sound (dBA)	55.1/52.3
Height (in.)	20-1/8
Width (in.)	14-1/4
Depth (in.)	9-7/8
Ship Wt lbs.	31.3



Features


- Auto Restart in the event of a power failure
- Slide out washable filter
- Automatic water level shut-off
- Included "Continuous Drain" adapter kit
- Easy to use humidity setpoint controls
- A quiet 55.1 decibals

50 pt/day CED501B



Specifications

Pts/Day	50
Input Amps	4.7
Bucket Cap.	6.3 pts
Energy Star®	Yes
Sound (dBA)	55.4/53.8
Height (in.)	20-1/8
Width (in.)	14-1/4
Depth (in.)	9-3/8
Ship Wt lbs.	33.6



Features


- Auto Restart in the event of a power failure
- Slide out washable filter
- Automatic water level shut-off
- Included "Continuous Drain" adapter kit
- Easy to use humidity setpoint controls
- A quiet 55.4 decibals

70 pt/day CED701B



Specifications

Pts/Day	70
Input Amps	6.5
Bucket Cap.	12.7 pts
Energy Star®	Yes
Sound (dBA)	55.4/53.8
Height (in.)	23-1/4
Width (in.)	15-3/8
Depth (in.)	10-7/8
Ship Wt lbs.	40.3



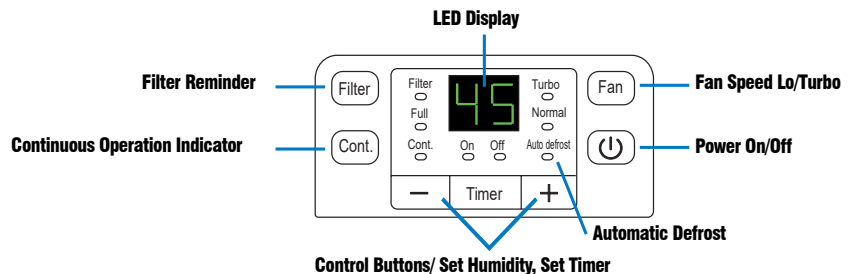
Features

- Auto Restart in the event of a power failure
- Slide out washable filter
- Automatic water level shut-off
- Included "Continuous Drain" adapter kit
- Easy to use humidity setpoint controls
- A quiet 55.4 decibals

Dehumidifier Sizing Chart

Room Conditions	Square Footage of Space				
	500 sq. ft.	1,000 sq. ft.	1,500 sq. ft.	2,000 sq. ft.	2,500 sq. ft.
Mild Humidity- occasional damp feeling and musty odor	30 Pint				
Moderately Humid- always damp and more pervasive musty odors	30 Pint			50 Pint	
Very Humid- condensation stains/spots present, wet feeling, constant musty odor	30 Pint		50 Pint		70 Pint
Extreme Humidity- uncomfortably wet feeling, stains/spots, mold growth, constant must odors	30 Pint		50 Pint		70 Pint

1 Year Limited Warranty



PRODUCT CATALOG

Due to ongoing product improvements, specifications and dimensions are subject to change and correction without notice or incurring obligations. Determining the application and suitability for use of any product is the responsibility of the installer.


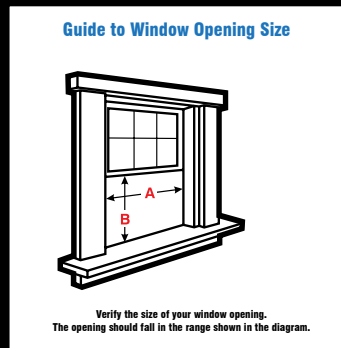
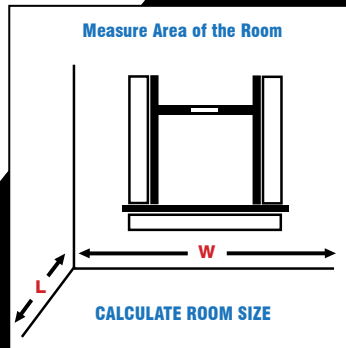
Additionally, the installer is responsible for verifying dimensional data on the actual product prior to beginning any installation preparations.

Incentive and rebate programs have precise requirements as to product performance and certification. All products meet applicable regulations in effect on date of manufacture; however, certifications are not necessarily granted for the life of a product.

Therefore, it is the responsibility of the applicant to determine whether a specific model qualifies for these incentive/rebate programs.

"This product complies with all California product labeling laws including, but not limited to, the Safe Drinking Water and Toxic Enforcement Act of 1986, more commonly known as Proposition 65."

Be Cool. Scan Me.



www.coastair-ac.com



4/20 COASTAIR CAT



A Complete Line of Room Air Products