




Submittal Data Sheet

Project Name:		Approval:	
Location:		Date:	
Engineer:		Construction:	
Submitted to:		Unit #:	
Submitted by:		Drawing #:	
Reference:			

Model	CAD12-0
Indoor unit model	B-CAD12-0
Outdoor unit model	A-CAD12-0



PERFORMANCE DATA

Power supply	Ph-V-Hz	115V, 1Ph, 60Hz
Cooling		
Capacity	Btu/h	12000
Input	W	943
Rated current	A	8.2
EER	Btu/w	12.7
SEER	Btu/w	22
Heating at 47		
Capacity	Btu/h	12000
Input	W	1099
Rated current	A	8.5
COP	W/W	3.2
HSPF4		10.00
HSPF5		8.1
Electrical		
MINIMUM CIRCUIT AMPACITY	A	15.0
MAX. FUSE	A	20
Connection wiring		14*4 AWG
Compressor		
Model		KSK103D33UEZ3
Type		ROTARY
Brand		GMCC
Capacity	Btu/h	10611
Input	W	826
Rated current(RLA)	A	10.5
Locked rotor Amp(LRA)	A	----
Thermal protector		----
Thermal protector position		----
Refrigerant oil/oil charge	ml	ESTER OIL VG74 310ml
SYSTEM DATA		
Design pressure	PSIG	550/340
Refrigerant type	oz	R410A/38.8
Refrigerant precharge	ft	25
Additional charge per ft.	oz	0.161
Liquid side/Gas side	mm(in)	6.35mm(1/4in)/12.7mm(1/2in)
Max. refrigerant pipe length	ft	82
Max. difference in level	ft.	33

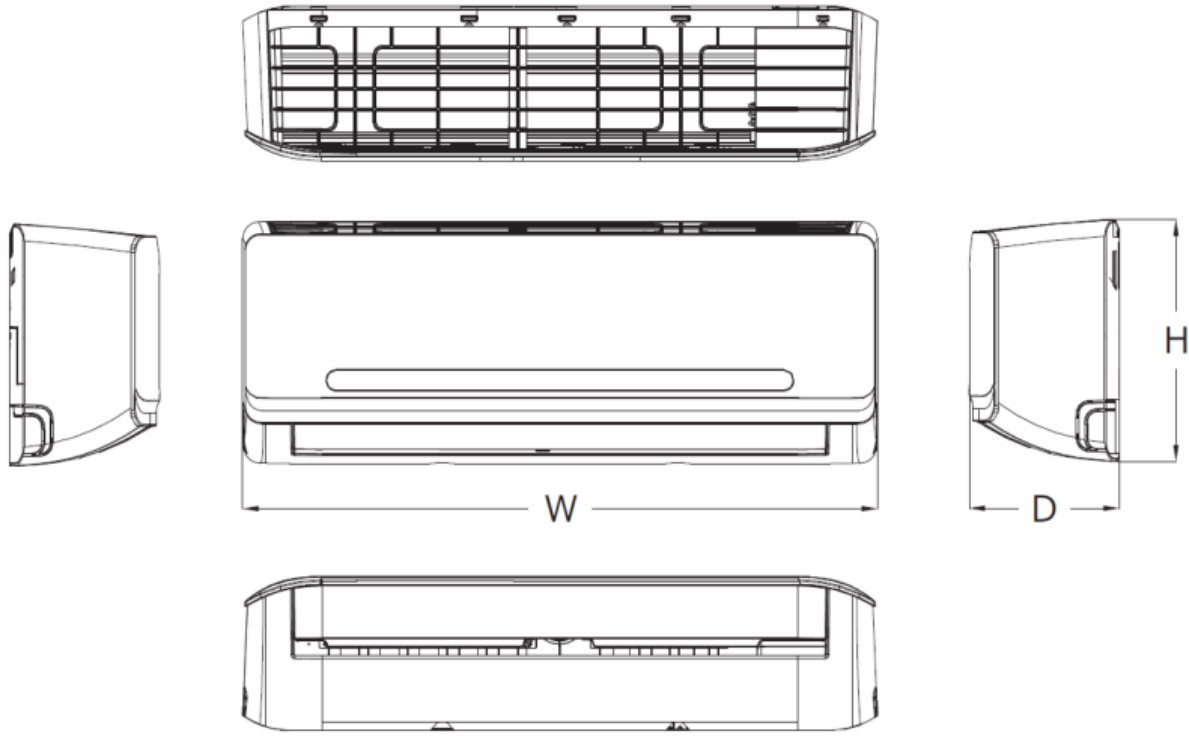
INDOOR UNIT DATA

Indoor fan motor		
Model		ZKFP-20-8-113
Brand		----
Input		35.0
RLA	A	0.35
LRA	A	-
Winding Resistance	Ω	-
Capacitor	uF	-
Speed(Hi/Mi/Lo)	r/min	1100/850/700
Air flow & Noise level		
Indoor air flow (Hi/Lo)	CFM	305.88/211.76/147.06
Indoor noise level (Hi/Lo)	dB(A)	38/31.5/23.5
Indoor unit		
Dimension(W*D*H)	inch	31.57x7.44x11.69
Packing (W*D*H)	inch	37.60x17.52x14.17
Net/Gross weight	lbs.	19.62/37.70

OUTDOOR UNIT DATA

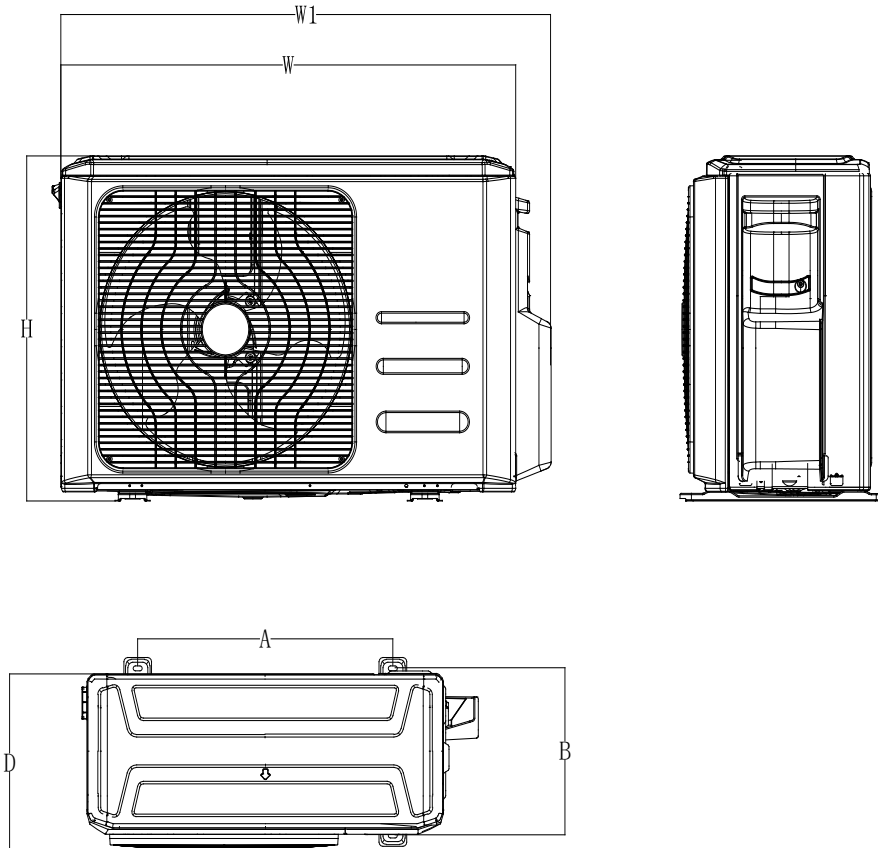
Outdoor fan motor		
Model		ZKFN-34-8-1-3
Brand		-
Input		58
RLA	A	0.55
LRA	A	-
Winding Resistance	Ω	-
Capacitor	uF	-
Speed	r/min	800/700/650
Air flow & Noise level		
Outdoor air flow	CFM	1176.47
Outdoor noise level	dB(A)	55
Outdoor unit		
Dimension(W*D*H)	inch	31.50x13.11x21.81
Packing(W*D*H)	inch	37.01x17.32x27.36
Net/Gross weight	lbs.	78.70/102.29
Operation temperature		
Indoor(cooling/heating)	Deg. F	62~90/32~86
Outdoor(cooling/heating)	Deg. F	5~122/5~86
Application area	sq.ft	172-252

INDOOR UNIT



Model	W (inch)	D (inch)	H (inch)
B-CAD12-0	31.57	7.44	11.69

OUTDOOR UNIT



Model	W (inch)	D (inch)	H (inch)	W1 (inch)	A (inch)	B (inch)
A-CAD12-0	31.5	13.11	21.81	34.25	20.24	13.39